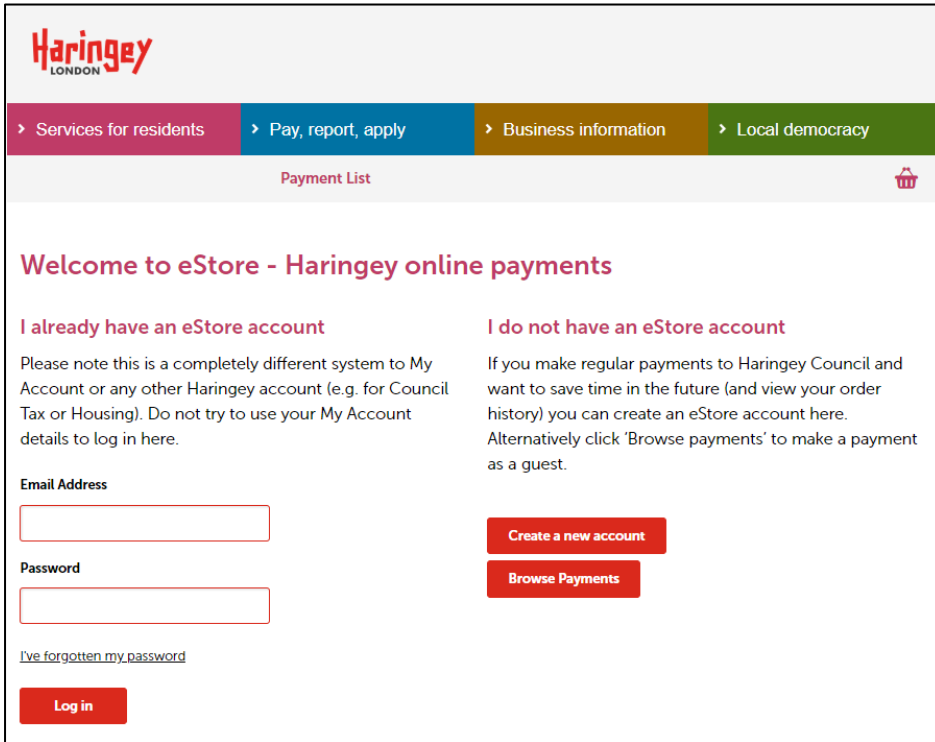
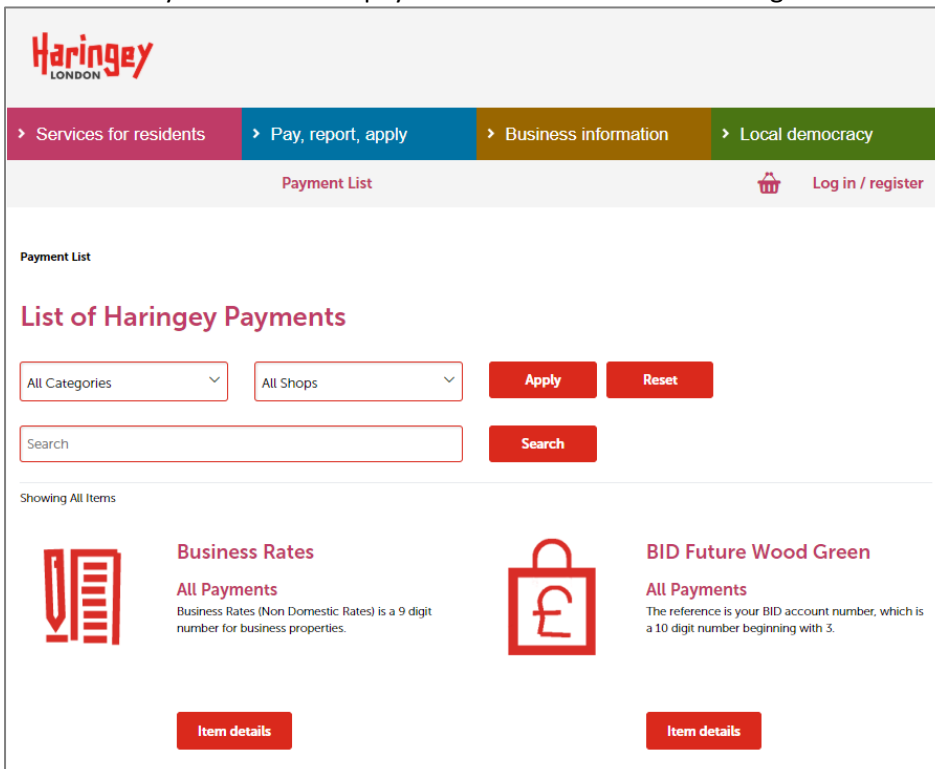


How do I make a payment without registering?

From the Haringey eStore Online Payments Login page you can either click on the [Browse Payments](#) button or the [Payment List](#) link.



This will take you to the list of payments that can be made through our online system:




To make a payment scroll down the list of payments and click the **Item details** button for your chosen payment.

Enter the reference and click **Validate** if correct the Amount field will appear. Enter the amount to pay and click

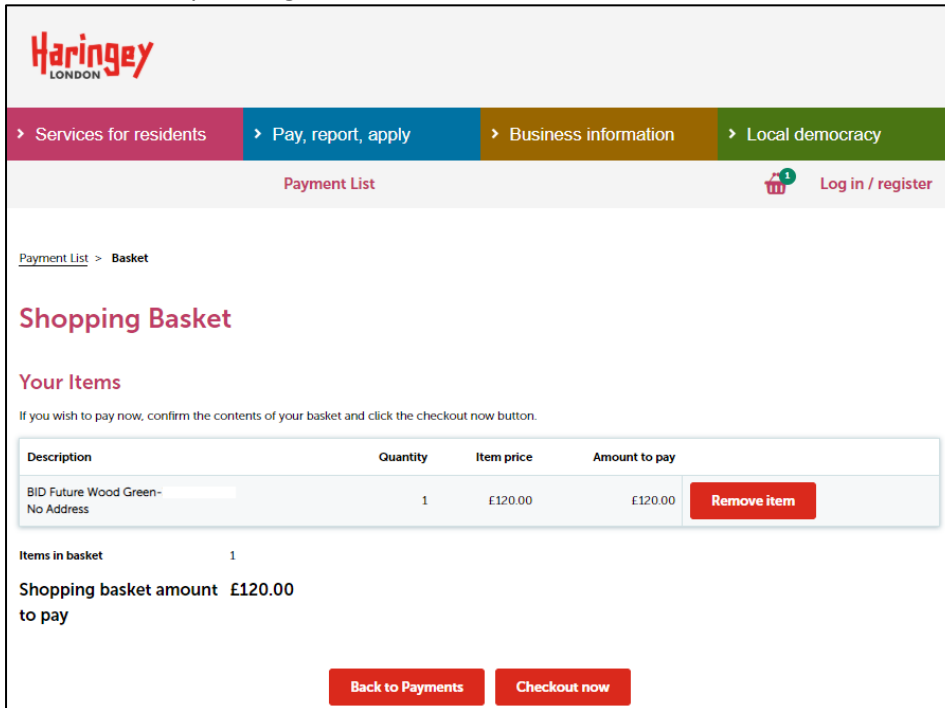
Add To Basket

A green confirmation box will appear just below the basket icon with 2 links, [View Basket](#) and [Checkout](#). By clicking [Checkout](#) at this point you can skip straight to the Payment Details page if required.



If you click the basket icon or link, you can either add additional payments by clicking on **Back to Payments** or you

can check out by clicking **Checkout now**.



From the next screen you will have a choice to:

- Pay with new card – see pages 4 to 6
- Pay via Paypal – see pages 7 & 8

simply click against the relevant payment option then follow the sections below.

Haringey LONDON

> Services for residents > **Pay, report, apply** > Business information > Local democracy

Payment List Log in / register

Payment List > Basket > Payment options

Payment details

Progress: **Payment Details** | Payment Summary | Payment Confirmation

* indicates a required field

Payment method

Pay with new card
 Paypal

Card details

Enter your information as it appears on your card
 An asterisk (*) denotes a mandatory field

Name on card *

Card number *

Expiry date *

09 / 20

CVC number *

This is the 3 or 4 digit number that is on the back of your card

Order summary

BID Future Wood Green-3000001152

The reference is your BID account number, which is a 10 digit number beginning with 3.

Quantity	1
Total	£120.00
Total price	£120.00

Making a Payment via Pay with new card

Select the Pay with new card radio button, enter the Card Details fields, then scroll-down to provide a new address section.

Payment method

- Pay with new card
 Paypal

Card details

Enter your information as it appears on your card
 An asterisk (*) denotes a mandatory field


Name on card *

Card number *

Expiry date *

CVC number *

This is the 3 or 4 digit number that is on the back of your card

Provide a new address

Enter in your post code to search for your address

EG. SW1 1AA

Find Address

[Enter your address manually](#)

At this point you can enter a post code and click **Find Address**, a drop-down will appear from which you can select the correct address, then enter your email address if you require a copy of the receipt, then click

Continue to checkout summary

Enter in your post code to search for your address

EG. SW1 1AA

Find Address

Please select

St. Clement Danes Holborn Estate Charity, Drury Lane, London

St. Clement Danes School, Drury Lane, London

Centrepont, 124 Drury Lane, London

Flat 040, Centrepont, 124 Drury Lane, London

Flat 11, Centrepont, 124 Drury Lane, London

[Enter your address manually](#)

Confirm payment

On the Payment summary screen review the information then click

Payment List
 Log in / register

Payment Summary

Payment method
 Mastercard Credit ending in 2346
[Edit payment method](#)

Billing information
[Edit billing information](#)
 Mr A Test
 10
 Alexandra House
 Station Road
 London
 England
 gary.jude@haringey.gov.uk

Review items

	BID Future Wood Green-	Remove
	The reference is your BID account number, which is a 10 digit number beginning with 3.	
Quantity	1	
Total price	£120.00	

Order total
£120.00

[Confirm payment](#)

The payment will then go for authorisation, you will see the following information appear,

DO NOT attempt to move away from this screen, wait until the payment has completed authorisation.

> Services for residents
> Pay, report, apply
> Business information
> Local democracy

Payment List
 Log in / register

Authorising your payment

Please wait


We are processing your payment. Please do not refresh or close this page.

If successfully authorised, you will be presented with the Standard Receipt page. From here you can either

Print

the receipt or click

Finish

Payment List
 [Log in / register](#)

[Payment List](#) > [Basket](#) > [Payment options](#) [Confirmation](#) [Authorise](#) **Receipt**

Standard Receipt

Your Payment has been made Successfully.

Payment made to

Haringey Council
Civic Centre
High Road
London
N22 8LE
Website www.haringey.gov.uk

Payment details

Receipt Number : WEST00000209
Auth Code : 021299
Transaction Type : Card
Card Type : Mastercard Credit
Card Number : *****2346
Date : 28/09/2020 12:40:24

Payment received from

Mr A Test
Alexandra House
10 Station Road
London
N22 7TR

Description	Quantity	Item price (£)	Paid (£)
BID Future Wood Green	1	120.00	120.00
Total			120.00

Your payment has been accepted

Your account will be debited the amount shown above

Please retain a copy of this receipt

Email address

By default, if you enter an email address a receipt will be emailed to you.

Print
Email
Finish

If you entered an email address on payment details page under your address details you will also receive email confirmation that the transaction was successful, otherwise you can enter an email address at this point and click

the **Email** button. Once complete you can click the **Finish** button and close your browser.

Making a payment by PayPal

Select the Paypal radio button then click **Continue to checkout summary** you will see the following Confirmation screen.

Payment method

Pay with new card

Paypal

Continue to checkout summary

Payment List Log in / register

Payment Summary

Payment method
PayPal
[Edit payment method](#)

Review items

	BID Future Wood Green- Remove
The reference is your BID account number, which is a 10 digit number beginning with 3.	
Quantity	1
Total price	£120.00

Order total
£120.00

Confirm payment

Click **Confirm payment** you will then be redirected to a PayPal page to login with your registered PayPal details.

Authorising your payment

Redirecting to PayPal
Please wait while you are redirected to the PayPal site.

Log in to PayPal

Enter your email address or mobile phone number to get started.

Email address or mobile number

Next

or

Create an account

You may see some additional screens appear within PayPal depending on your security settings.

After you login you may be presented with a One Time Code screen. Click [Continue](#) and check your mobile phone for a PayPal text with the 6-digit code. Enter the code then click [Continue](#).

The confirmation should appear like below with your desired PayPal primary and backup options, by default your primary option will be selected, if you are happy you can click [Pay Now](#) to complete.

If the payment is successful you will be diverted back to our payment system where the receipt confirmation will be displayed.