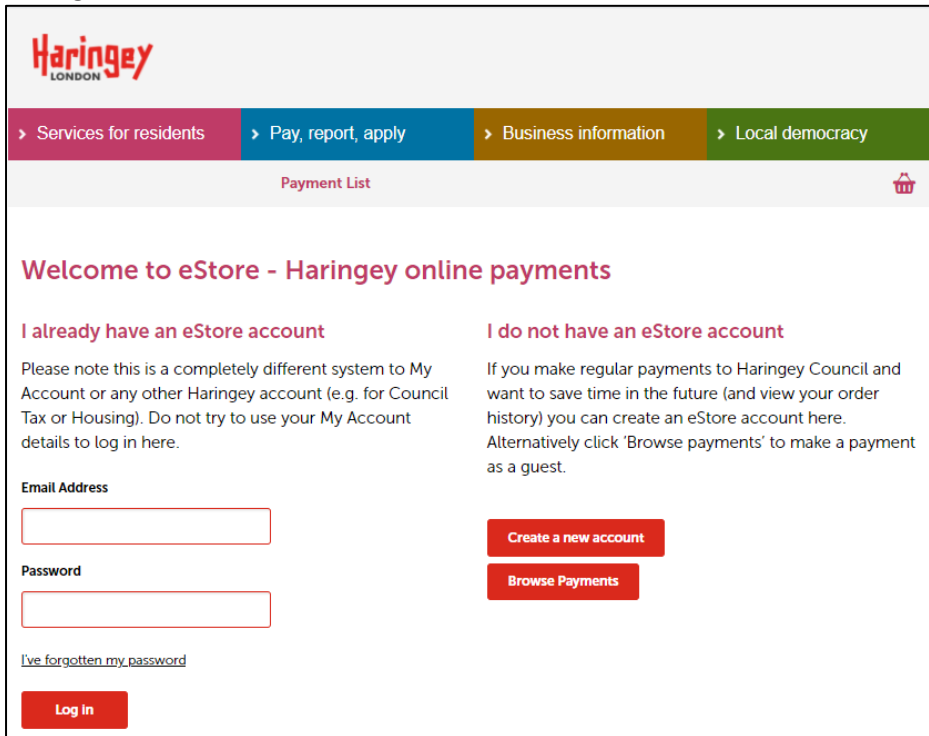



How do I create my eStore Payment Account?

The new updated payment account registration function allows you to register an eStore Payment Account. From the login screen below click [Create a new account](#).



Haringey
LONDON

> Services for residents > Pay, report, apply > Business information > Local democracy

Payment List 

Welcome to eStore - Haringey online payments

I already have an eStore account

Please note this is a completely different system to My Account or any other Haringey account (e.g. for Council Tax or Housing). Do not try to use your My Account details to log in here.

Email Address

Password

[I've forgotten my password](#)

[Log in](#)

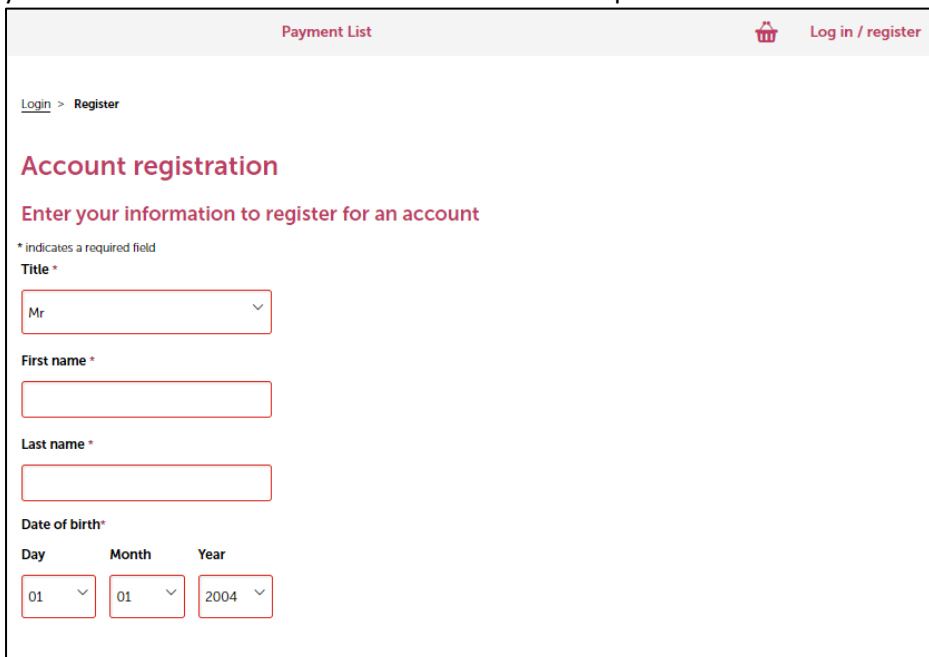
I do not have an eStore account

If you make regular payments to Haringey Council and want to save time in the future (and view your order history) you can create an eStore account here. Alternatively click 'Browse payments' to make a payment as a guest.

[Create a new account](#)

[Browse Payments](#)

This will open the Account registration page, which is a now single page with several sections to complete. Enter your basic details and scroll-down to Address lookup.



Payment List [Log in / register](#)

[Login](#) > [Register](#)

Account registration

Enter your information to register for an account

* indicates a required field

Title *

Mr

First name *

Last name *

Date of birth *

Day Month Year

01 01 2004

Enter a post code and click **Find Address**, a drop-down will appear from which you can select the correct address, which will populate the address fields below.

Address lookup

Provide a new address

Enter in your post code to search for your address
EG. SW1 1AA

Find Address

[Enter your address manually](#)

Provide a new address

Enter in your post code to search for your address
EG. SW1 1AA

Find Address

Please select

Flat 20, Chelwood House, Gloucester Square, London

Flat 21, Chelwood House, Gloucester Square, London

Flat 22, Chelwood House, Gloucester Square, London

Flat 23, Chelwood House, Gloucester Square, London

Flat 24, Chelwood House, Gloucester Square, London

[Enter your address manually](#)

Next, complete the Account details section in particular those marked as mandatory (indicated with an asterisk*) (i.e. Email address, password & primary phone) and select a secret question from the drop-down list i.e.

What is your mothers maiden name: ▾

What is your mothers maiden name?

What was the name of your first school?

What is your favourite team?

What make was your first car?

What is your favourite holiday destination?

and enter your secret answer. This will be used to help reset your password if required.

Account details

Account user name/email address
The email address is also the user name to log into the account

Email address *

Confirm email *

Choose a password *

Re-enter password *

Primary phone *

Mobile phone

Work phone

Choose a secret question *
This will be used to help reset your pasword

What is your mothers maiden name? ▾

Enter your secret answer *

Registration Check

These questions are for testing whether you are a human visitor and to prevent spam submissions.

The white sweatshirt is what colour?*

white blue red yellow

Screwdrivers, quadrangles, chases, exhibitionist: the word starting with 'q' is*

exhibitionist quadrangles chases screwdrivers

Which of these is a day of the week: knee, Wednesday, lion or hospital?*

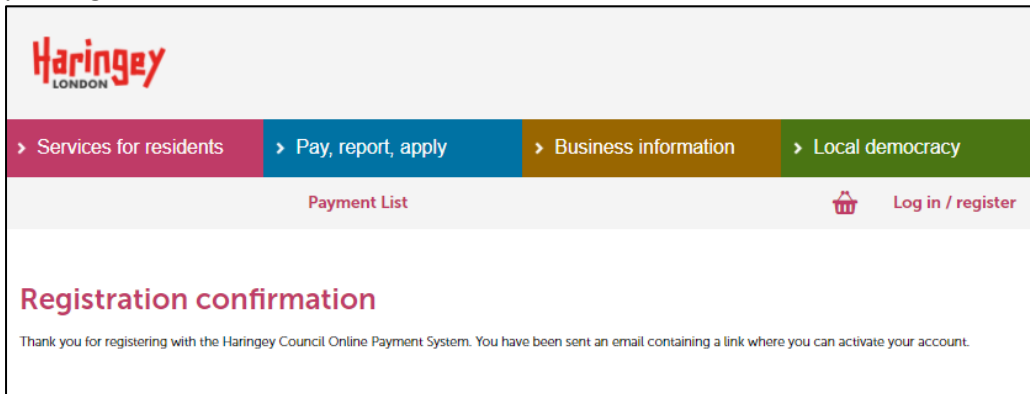
knee lion Wednesday hospital

Create an account

Now complete the Registration Check (this will be random to prevent spam submissions) and click

Create an account

You should now be presented with the Registration confirmation page, confirming that an email has been sent to your registered email address.



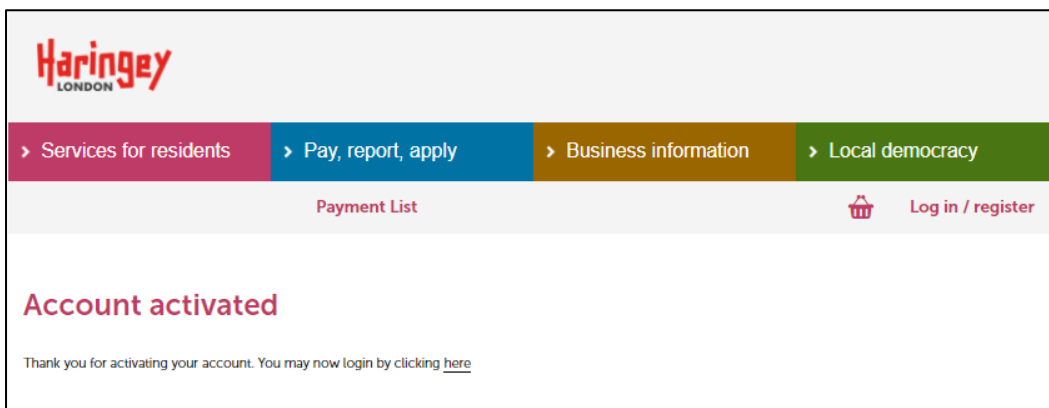
The final step to registering your account is the most important. Check your email inbox **and spam mailbox if there is no email**. Look for an email titled 'Haringey Online Payment Account Registration' from noreplyonlinepayments@haringey.gov.uk. The email address it contains a link to complete the registration and must be completed within 12 hours.

Do not attempt to email the above email address. If you have any problems with the registration process you can contact us by emailing PCComplianceandE-payments@haringey.gov.uk.

Failure to activate registration within 12 hours will result in an expired registration message and you will have to register again.

A completed successful registration will display the following page. If you click on the 'here' link, you are taken to the main login page where you can now login.

A confirmation email is also sent to your registered email address to confirm that your account has been activated.



You can now make a payment on our online eStore Payment Portal, follow the guide [Login and make a payment](#) which you can find on the list of user guides on our online help page.