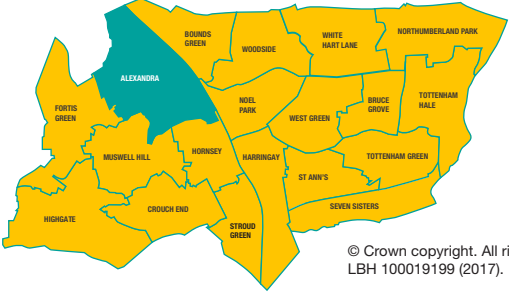











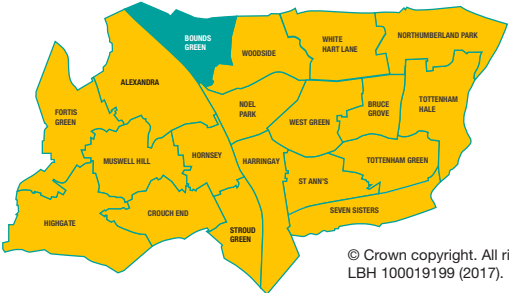











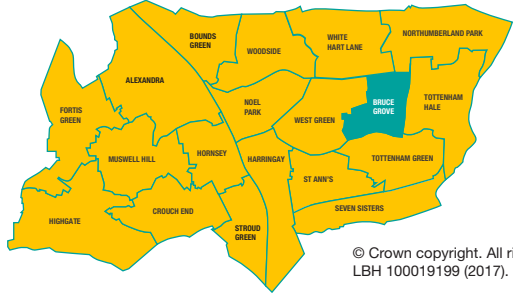










	Population of 0-4 year olds	851	 <p>© Crown copyright. All rights reserved LBH 100019199 (2017).</p>
	Number of eligible 2 year olds	16	
	Percentage taking up a free place	25%	
	Population of 3 year olds	172	
	Percentage taking up a free 3 year old place	66%	
	Population of 4 year olds	166	
	Percentage taking up a free 4 year old place	85%	The take up of the 4 year old free places in this ward is below the Department for Education national target.
	Number of Ofsted Registered* childcare places available	253	This ward has sufficient childcare places to meet the population.
 <p>CHILDCARE PLACES AVAILABLE</p>	<ul style="list-style-type: none"> 1 Nursery Class 0 Nursery Schools 3 Private Nurseries 3 Pre-Schools 	<ul style="list-style-type: none"> 1 Independent schools 11 Childminders 4 Childminders offering free entitlement 	
	Quality Outstanding, Good and Awaiting Ofsted Judgement	84%	This is an area where the quality of childcare on offer to parents is high.
	Is there a need to create more childcare places?	NO	


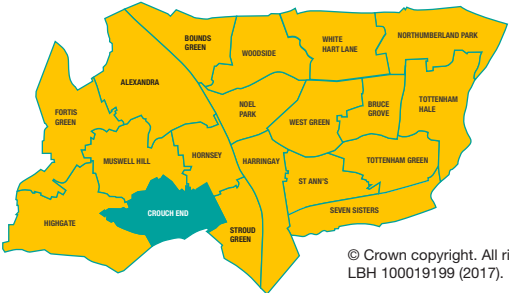










*Registered places are not the amount of places occupied, children benefit from receiving places at different times of the day

	Population of 0-4 year olds	1013	 <small>© Crown copyright. All rights reserved LBH 100019199 (2017).</small>
	Number of eligible 2 year olds	90	
	Percentage taking up a free place	70%	This area has a good take up of 2 year old places but more still needs to be done to encourage parents to use their funding.
	Population of 3 year olds	203	
	Percentage taking up a free 3 year old place	74%	The take up of the 3 year old free places in this ward is below the Department for Education national target.
	Population of 4 year olds	169	
	Percentage taking up a free 4 year old place	100%	The take up of the 4 year old free places in this ward is exceeds the Department for Education national target.
	Number of Ofsted Registered* childcare places available	341	This ward has a large amount of childcare places to meet the population.
 CHILDCARE PLACES AVAILABLE	<ul style="list-style-type: none"> 2 Nursery Class 0 Nursery Schools 5 Private Nurseries 1 Pre-Schools 	<ul style="list-style-type: none"> 0 Independent schools 8 Childminders 1 Childminders offering free entitlement 	
	Quality Outstanding, Good and Awaiting Ofsted Judgement	86%	This is an area where the quality of childcare on offer to parents is high.
	Is there a need to create more childcare places?	NO	


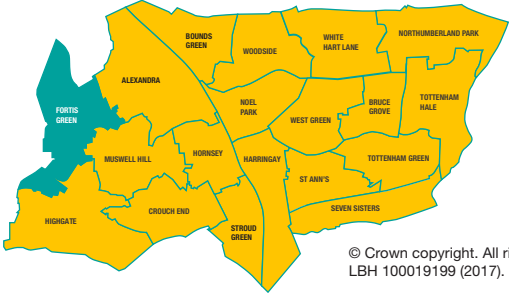










*Registered places are not the amount of places occupied, children benefit from receiving places at different times of the day

	Population of 0-4 year olds	1143	 <small>© Crown copyright. All rights reserved LBH 100019199 (2017).</small>
	Number of eligible 2 year olds	145	
	Percentage taking up a free place	39%	More intensive targeted work is needed to encourage the take up of the 2 year old funded places in this ward.
	Population of 3 year olds	219	
	Percentage taking up a free 3 year old place	31%	The take up of the 3 year old free places in this ward is below the Department for Education national target.
	Population of 4 year olds	216	
	Percentage taking up a free 4 year old place	28%	The take up of the 4 year old free places in this ward is below the Department for Education national target.
	Number of Ofsted Registered* childcare places available	140	This ward has insufficient childcare places to meet the population. Focussed support is needed to encourage parents to take up a funded place with Childminders.
 CHILDCARE PLACES AVAILABLE	<ul style="list-style-type: none"> 2 Nursery Class 0 Nursery Schools 2 Private Nurseries 0 Pre-Schools 	<ul style="list-style-type: none"> 1 Independent schools 9 Childminders 2 Childminders offering free entitlement 	
	Quality Outstanding, Good and Awaiting Ofsted Judgement	80%	This is an area where the quality of childcare on offer to parents is high.
	Is there a need to create more childcare places?	NO	based on high vacancy factor; however there are few providers in the ward. Scope for increase capacity of Childminders.


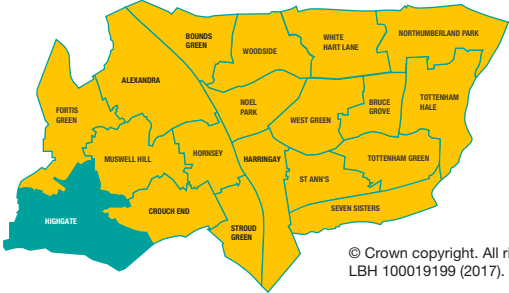










*Registered places are not the amount of places occupied, children benefit from receiving places at different times of the day

	Population of 0-4 year olds	834	 <small>© Crown copyright. All rights reserved LBH 100019199 (2017).</small>
	Number of eligible 2 year olds	20	
	Percentage taking up a free place	30%	More intensive targeted work is needed to encourage the take up of the 2 year old funded places in this ward.
	Population of 3 year olds	142	
	Percentage taking up a free 3 year old place	97%	The take up of the 3 year old free places in this ward is above the Department for Education national target.
	Population of 4 year olds	156	
	Percentage taking up a free 4 year old place	90%	The take up of the 4 year old free places in this ward is below the Department for Education national target.
	Number of Ofsted Registered* childcare places available	390	This ward has sufficient childcare places to meet the population.
 CHILDCARE PLACES AVAILABLE	<ul style="list-style-type: none"> 2 Nursery Class 0 Nursery Schools 6 Private Nurseries 0 Pre-Schools 	<ul style="list-style-type: none"> 0 Independent schools 12 Childminders 3 Childminders offering free entitlement 	
	Quality Outstanding, Good and Awaiting Ofsted Judgement	89%	This is an area where the quality of childcare on offer to parents is high
	Is there a need to create more childcare places?	NO	– high take up of 3&4 year old entitlement and high vacancy factor.


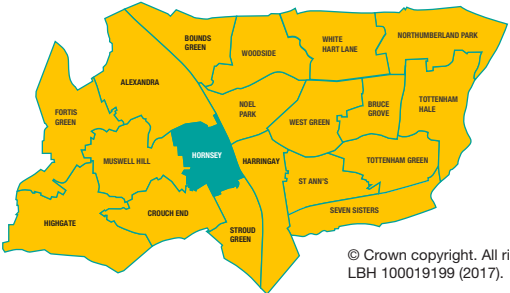










*Registered places are not the amount of places occupied, children benefit from receiving places at different times of the day

	Population of 0-4 year olds	796	 <small>© Crown copyright. All rights reserved LBH 100019199 (2017).</small>
	Number of eligible 2 year olds	32	
	Percentage taking up a free place	63%	More intensive targeted work is needed to encourage the take up of the 2 year old funded places in this ward.
	Population of 3 year olds	162	
	Percentage taking up a free 3 year old place	71%	The take up of the 3 year old free places in this ward is below the Department for Education national target.
	Population of 4 year olds	163	
	Percentage taking up a free 4 year old place	100%	The take up of the 4 year old free places in this ward exceeds the Department for Education national target.
	Number of Ofsted Registered* childcare places available	353	This ward has a large number of childcare places to meet the population.
 CHILDCARE PLACES AVAILABLE	<ul style="list-style-type: none"> 4 Nursery Class 0 Nursery Schools 3 Private Nurseries 3 Pre-Schools 	<ul style="list-style-type: none"> 0 Independent schools 10 Childminders 3 Childminders offering free entitlement 	
	Quality Outstanding, Good and Awaiting Ofsted Judgement	76%	This is an area where the quality of childcare on offer to parents is good.
	Is there a need to create more childcare places?	NO	


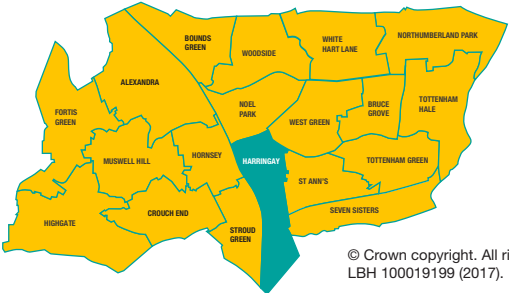










*Registered places are not the amount of places occupied, children benefit from receiving places at different times of the day

	Population of 0-4 year olds	677	 <small>© Crown copyright. All rights reserved LBH 100019199 (2017).</small>
	Number of eligible 2 year olds	11	
	Percentage taking up a free place	45%	More intensive targeted work is needed to encourage the take up of the 2 year old funded places in this ward.
	Population of 3 year olds	143	
	Percentage taking up a free 3 year old place	28%	The take up of the 3 year old free places in this ward is below the Department for Education national target.
	Population of 4 year olds	123	
	Percentage taking up a free 4 year old place	79%	The take up of the 4 year old free places in this ward is below the Department for Education national target.
	Number of Ofsted Registered* childcare places available	137	This ward has sufficient childcare places to meet the population.
 CHILDCARE PLACES AVAILABLE	<ul style="list-style-type: none"> 2 Nursery Class 1 Nursery Schools 2 Private Nurseries 1 Pre-Schools 	<ul style="list-style-type: none"> 0 Independent schools 3 Childminders 1 Childminders offering free entitlement 	
	Quality Outstanding, Good and Awaiting Ofsted Judgement	89%	This is an area where the quality of childcare on offer to parents is high.
	Is there a need to create more childcare places?	NO	- very low take of 3 year olds possibly due to parental choice.


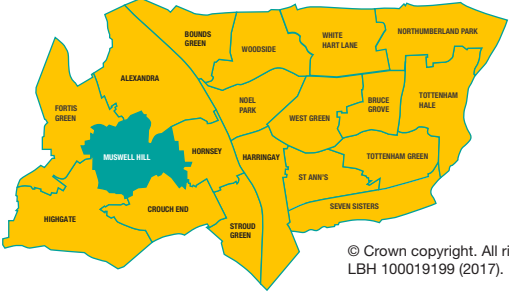










*Registered places are not the amount of places occupied, children benefit from receiving places at different times of the day

	Population of 0-4 year olds	834	 <small>© Crown copyright. All rights reserved LBH 100019199 (2017).</small>
	Number of eligible 2 year olds	50	
	Percentage taking up a free place	32%	More intensive targeted work is needed to encourage the take up of the 2 year old funded places in this ward.
	Population of 3 year olds	143	
	Percentage taking up a free 3 year old place	78%	The take up of the 3 year old free places in this ward is below the Department for Education national target.
	Population of 4 year olds	147	
	Percentage taking up a free 4 year old place	100%	The take up of the 4 year old free places in this ward exceeds the Department for Education national target.
	Number of Ofsted Registered* childcare places available	263	This ward has sufficient childcare places to meet the population.
 CHILDCARE PLACES AVAILABLE	<ul style="list-style-type: none"> 3 Nursery Class 0 Nursery Schools 2 Private Nurseries 2 Pre-Schools 	<ul style="list-style-type: none"> 1 Independent schools 8 Childminders 0 Childminders offering free entitlement 	
	Quality Outstanding, Good and Awaiting Ofsted Judgement	69%	This is an area where the quality of childcare on offer to parents is good.
	Is there a need to create more childcare places?	NO	- focus on take up of 3 year olds. High vacancies exist.


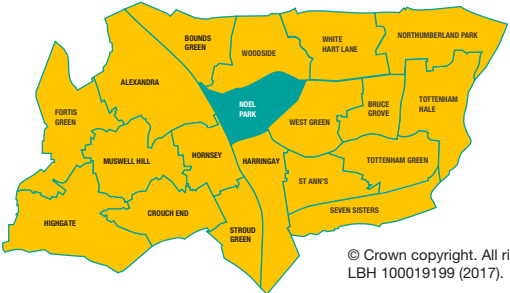










*Registered places are not the amount of places occupied, children benefit from receiving places at different times of the day

	Population of 0-4 year olds	864	 <small>© Crown copyright. All rights reserved LBH 100019199 (2017).</small>
	Number of eligible 2 year olds	54	
	Percentage taking up a free place	41%	More intensive targeted work is needed to encourage the take up of the 2 year old funded places in this ward.
	Population of 3 year olds	145	
	Percentage taking up a free 3 year old place	70%	The take up of the 4 year old free places in this ward is below the Department for Education national target.
	Population of 4 year olds	148	
	Percentage taking up a free 4 year old place	87%	The take up of the 4 year old free places in this ward is good.
	Number of Ofsted Registered* childcare places available	292	This ward has sufficient childcare places to meet the population.
 CHILDCARE PLACES AVAILABLE	<ul style="list-style-type: none"> 2 Nursery Class 0 Nursery Schools 3 Private Nurseries 2 Pre-Schools 	<ul style="list-style-type: none"> 0 Independent schools 16 Childminders 2 Childminders offering free entitlement 	
	Quality Outstanding, Good and Awaiting Ofsted Judgement	78%	This is an area where the quality of childcare on offer to parents is good.
	Is there a need to create more childcare places?	NO	– focus on take up of 3 year olds.


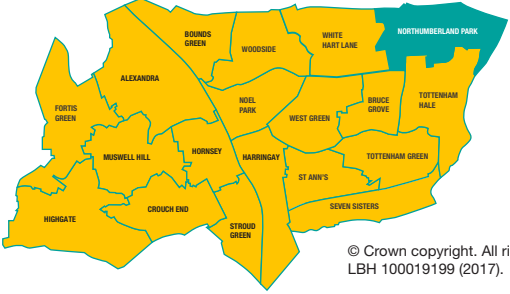










*Registered places are not the amount of places occupied, children benefit from receiving places at different times of the day

	Population of 0-4 year olds	668	 <small>© Crown copyright. All rights reserved LBH 100019199 (2017).</small>
	Number of eligible 2 year olds	13	
	Percentage taking up a free place	100%	The take up of 2 year old places is high.
	Population of 3 year olds	144	
	Percentage taking up a free 3 year old place	63%	The take up of the 3 year old free places in this ward is below the Department for Education national target.
	Population of 4 year olds	120	
	Percentage taking up a free 4 year old place	89%	The take up of the 4 year old free places in this ward is below the Department for Education national target.
	Number of Ofsted Registered* childcare places available	197	This ward has sufficient childcare places to meet the population.
 CHILDCARE PLACES AVAILABLE	<ul style="list-style-type: none"> 2 Nursery Class 1 Nursery Schools 3 Private Nurseries 0 Pre-Schools 	<ul style="list-style-type: none"> 0 Independent schools 6 Childminders 0 Childminders offering free entitlement 	
	Quality Outstanding, Good and Awaiting Ofsted Judgement	73%	This is an area where the quality of childcare on offer to parents is good.
	Is there a need to create more childcare places?	NO	- high vacancies for 3&4 year olds. Possibly due to parental choice.


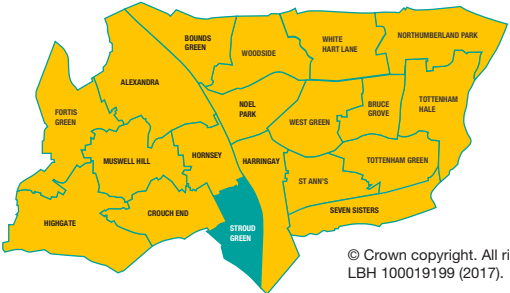










*Registered places are not the amount of places occupied, children benefit from receiving places at different times of the day

	Population of 0-4 year olds	951	 <p>© Crown copyright. All rights reserved LBH 100019199 (2017).</p>
	Number of eligible 2 year olds	108	
	Percentage taking up a free place	19%	
	Population of 3 year olds	171	
	Percentage taking up a free 3 year old place	58%	The take up of the 3 year old free places in this ward is below the Department for Education national target.
	Population of 4 year olds	157	
	Percentage taking up a free 4 year old place	98%	The take up of the 4 year old free places in this ward is below the Department for Education national target.
	Number of Ofsted Registered* childcare places available	183	This ward has sufficient childcare places to meet the population.
 <p>CHILDCARE PLACES AVAILABLE</p>	<ul style="list-style-type: none"> 2 Nursery Class 0 Nursery Schools 2 Private Nurseries 1 Pre-Schools 	<ul style="list-style-type: none"> 0 Independent schools 14 Childminders 6 Childminders offering free entitlement 	
	Quality Outstanding, Good and Awaiting Ofsted Judgement	79%	This is an area where the quality of childcare on offer to parents is good.
	Is there a need to create more childcare places?	YES	- focus on take up of 2 and 3 year olds.


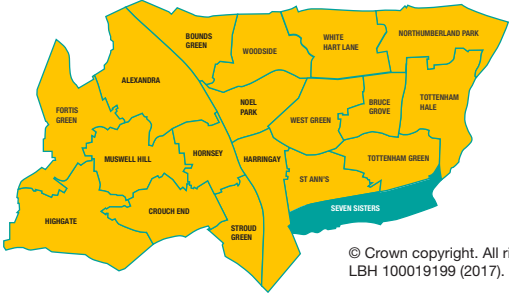










*Registered places are not the amount of places occupied, children benefit from receiving places at different times of the day

	Population of 0-4 year olds	1363	 <p>© Crown copyright. All rights reserved LBH 100019199 (2017).</p>
	Number of eligible 2 year olds	183	
	Percentage taking up a free place	49%	
	Population of 3 year olds	246	
	Percentage taking up a free 3 year old place	67%	The take up of the 3 year old free places in this ward is below the Department for Education national target.
	Population of 4 year olds	280	
	Percentage taking up a free 4 year old place	98%	The take up of the 4 year old free places in this ward is below the Department for Education national target.
	Number of Ofsted Registered* childcare places available	450	This ward has sufficient childcare places to meet the population.
 <p>CHILDCARE PLACES AVAILABLE</p>	<ul style="list-style-type: none"> 5 Nursery Class 1 Nursery Schools 2 Private Nurseries 1 Pre-Schools 	<ul style="list-style-type: none"> 2 Independent schools 7 Childminders 2 Childminders offering free entitlement 	
	Quality Outstanding, Good and Awaiting Ofsted Judgement	72%	This is an area where the quality of childcare on offer to parents is good.
	Is there a need to create more childcare places?	NO	- focus on take up of 3 year olds.


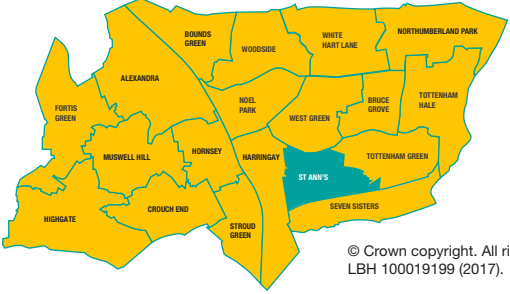










*Registered places are not the amount of places occupied, children benefit from receiving places at different times of the day

	Population of 0-4 year olds	655	 <p>© Crown copyright. All rights reserved LBH 100019199 (2017).</p>
	Number of eligible 2 year olds	32	
	Percentage taking up a free place	56%	
	Population of 3 year olds	135	
	Percentage taking up a free 3 year old place	53%	The take up of the 3 year old free places in this ward is below the Department for Education national target.
	Population of 4 year olds	109	
	Percentage taking up a free 4 year old place	94%	The take up of the 4 year old free places in this ward is below the Department for Education national target.
	Number of Ofsted Registered* childcare places available	139	More quality childcare places are needed in this area to meet the population.
 <p>CHILDCARE PLACES AVAILABLE</p>	<ul style="list-style-type: none"> 4 Nursery Class 0 Nursery Schools 0 Private Nurseries 1 Pre-Schools 	<ul style="list-style-type: none"> 0 Independent schools 7 Childminders 0 Childminders offering free entitlement 	
	Quality Outstanding, Good and Awaiting Ofsted Judgement	75%	This is an area where the quality of childcare on offer to parents is good.
	Is there a need to create more childcare places?	YES	- focus on take up of 3 year olds and Childminders offering the entitlement.


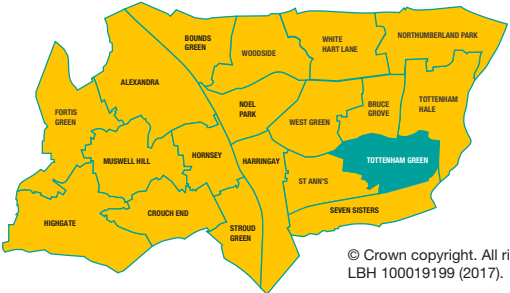










*Registered places are not the amount of places occupied, children benefit from receiving places at different times of the day

	Population of 0-4 year olds	1508	 <small>© Crown copyright. All rights reserved LBH 100019199 (2017).</small>
	Number of eligible 2 year olds	198	
	Percentage taking up a free place	22%	More intensive targeted work is needed to encourage the take up of the 2 year old funded places in this ward.
	Population of 3 year olds	299	
	Percentage taking up a free 3 year old place	28%	The take up of the 3 year old free places in this ward is below the Department for Education national target.
	Population of 4 year olds	304	
	Percentage taking up a free 4 year old place	54%	The take up of the 4 year old free places in this ward is below the Department for Education national target.
	Number of Ofsted Registered* childcare places available	242	This ward has sufficient childcare places to meet the population.
 CHILDCARE PLACES AVAILABLE	<ul style="list-style-type: none"> 4 Nursery Class 1 Nursery Schools 0 Private Nurseries 0 Pre-Schools 	<ul style="list-style-type: none"> 0 Independent schools 11 Childminders 3 Childminders offering free entitlement 	
	Quality Outstanding, Good and Awaiting Ofsted Judgement	50%	This is an area where the quality of childcare on offer to parents is low. More targeted support is required to raise quality.
	Is there a need to create more childcare places?	YES	- culturally specific


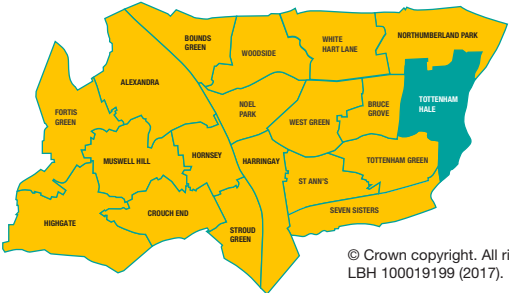










*Registered places are not the amount of places occupied, children benefit from receiving places at different times of the day

	Population of 0-4 year olds	1363	 <small>© Crown copyright. All rights reserved LBH 100019199 (2017).</small>
	Number of eligible 2 year olds	183	
	Percentage taking up a free place	86%	The area has a good take up of 2 year old places.
	Population of 3 year olds	190	
	Percentage taking up a free 3 year old place	100%	The take up of the 3 year old free places in this ward exceeds the Department of Education national target.
	Population of 4 year olds	187	
	Percentage taking up a free 4 year old place	100%	The take up of the 4 year old free places in this ward exceeds the Department of Education national target.
	Number of Ofsted Registered* childcare places available	406	This ward has sufficient childcare places to meet the population.
 CHILDCARE PLACES AVAILABLE	<ul style="list-style-type: none"> 7 Nursery Class 1 Nursery Schools 2 Private Nurseries 1 Pre-Schools 	<ul style="list-style-type: none"> 1 Independent schools 14 Childminders 3 Childminders offering free entitlement 	
	Quality Outstanding, Good and Awaiting Ofsted Judgement	65%	This is an area where the quality of childcare on offer to parents is low. More targeted support is required to raise the quality of childcare.
	Is there a need to create more childcare places?	NO	


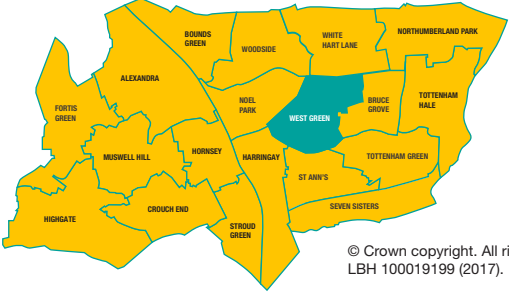










*Registered places are not the amount of places occupied, children benefit from receiving places at different times of the day

	Population of 0-4 year olds	1076	 <small>© Crown copyright. All rights reserved LBH 100019199 (2017).</small>
	Number of eligible 2 year olds	136	
	Percentage taking up a free place	43%	More intensive targeted work is needed to encourage the take up of the 2 year old funded places in this ward.
	Population of 3 year olds	192	
	Percentage taking up a free 3 year old place	49%	The take up of the 3 year old free places in this ward is below the Department for Education national target.
	Population of 4 year olds	186	
	Percentage taking up a free 4 year old place	81%	The take up of the 4 year old free places in this ward is below the Department for Education national target.
	Number of Ofsted Registered* childcare places available	210	More quality childcare places are needed in this area to meet the population.
 CHILDCARE PLACES AVAILABLE	<ul style="list-style-type: none"> 4 Nursery Class 0 Nursery Schools 1 Private Nurseries 1 Pre-Schools 	<ul style="list-style-type: none"> 0 Independent schools 12 Childminders 3 Childminders offering free entitlement 	
	Quality Outstanding, Good and Awaiting Ofsted Judgement	56%	This is an area where the quality of childcare on offer to parents is low. Targeted support is required to raise the quality.
	Is there a need to create more childcare places?	YES	- focus on quality improvement and take up of free entitlement.


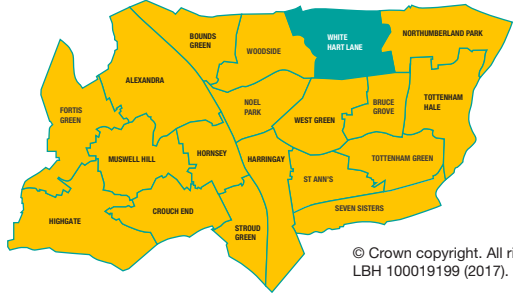










*Registered places are not the amount of places occupied, children benefit from receiving places at different times of the day

	Population of 0-4 year olds	1328	 <small>© Crown copyright. All rights reserved LBH 100019199 (2017).</small>
	Number of eligible 2 year olds	173	
	Percentage taking up a free place	50%	More intensive targeted work is needed to encourage the take up of the 2 year old funded places in this ward.
	Population of 3 year olds	271	
	Percentage taking up a free 3 year old place	64%	The take up of the 3 year old free places in this ward is below the Department for Education national target.
	Population of 4 year olds	275	
	Percentage taking up a free 4 year old place	75%	The take up of the 4 year old free places in this ward is below the Department for Education national target.
	Number of Ofsted Registered* childcare places available	418	This ward has sufficient childcare places to meet the population.
 CHILDCARE PLACES AVAILABLE	<ul style="list-style-type: none"> 4 Nursery Class 1 Nursery Schools 2 Private Nurseries 1 Pre-Schools 	<ul style="list-style-type: none"> 1 Independent schools 12 Childminders 2 Childminders offering free entitlement 	
	Quality Outstanding, Good and Awaiting Ofsted Judgement	81%	This is an area where the quality of childcare on offer to parents is high
	Is there a need to create more childcare places?	NO	- focus on take up across all age ranges.


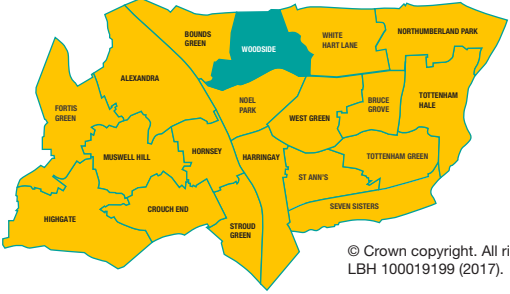










*Registered places are not the amount of places occupied, children benefit from receiving places at different times of the day

	Population of 0-4 year olds	911	 <p>© Crown copyright. All rights reserved LBH 100019199 (2017).</p>
	Number of eligible 2 year olds	112	
	Percentage taking up a free place	63%	
	Population of 3 year olds	167	
	Percentage taking up a free 3 year old place	80%	The take up of the 3 year old free places in this ward is below the Department for Education national target.
	Population of 4 year olds	144	
	Percentage taking up a free 4 year old place	85%	The take up of the 4 year old free places in this ward is below the Department for Education national target.
	Number of Ofsted Registered* childcare places available	268	This ward has sufficient childcare places to meet the population.
 <p>CHILDCARE PLACES AVAILABLE</p>	<ul style="list-style-type: none"> 3 Nursery Class 1 Nursery Schools 1 Private Nurseries 1 Pre-Schools 	<ul style="list-style-type: none"> 1 Independent schools 14 Childminders 5 Childminders offering free entitlement 	
	Quality Outstanding, Good and Awaiting Ofsted Judgement	48%	This is an area where the quality of childcare on offer to parents is low. More focussed support required to improve the quality.
	Is there a need to create more childcare places?	NO	- focus on quality improvement and take up of 3&4 year olds.

*Registered places are not the amount of places occupied, children benefit from receiving places at different times of the day

	Population of 0-4 year olds	989	 <p>© Crown copyright. All rights reserved LBH 100019199 (2017).</p>
	Number of eligible 2 year olds	148	
	Percentage taking up a free place	53%	
	Population of 3 year olds	188	
	Percentage taking up a free 3 year old place	85%	The take up of the 3 year old free places in this ward is below the Department for Education national target.
	Population of 4 year olds	182	
	Percentage taking up a free 4 year old place	96%	The take up of the 4 year old free places in this ward is below the Department for Education national target.
	Number of Ofsted Registered* childcare places available	378	This ward has sufficient childcare places to meet the population.
 <p>CHILDCARE PLACES AVAILABLE</p>	<ul style="list-style-type: none"> 4 Nursery Class 1 Nursery Schools 3 Private Nurseries 0 Pre-Schools 	<ul style="list-style-type: none"> 1 Independent schools 17 Childminders 1 Childminders offering free entitlement 	
	Quality Outstanding, Good and Awaiting Ofsted Judgement	72%	This is an area where the quality of childcare on offer to parents is good.
	Is there a need to create more childcare places?	NO	- focus on take up of 2 and 3 year old entitlement and childminders offering entitlement.

*Registered places are not the amount of places occupied, children benefit from receiving places at different times of the day

	Population of 0-4 year olds	1046	 <p>© Crown copyright. All rights reserved LBH 100019199 (2017).</p>
	Number of eligible 2 year olds	102	
	Percentage taking up a free place	48%	
	Population of 3 year olds	194	
	Percentage taking up a free 3 year old place	63%	The take up of the 3 year old free places in this ward is below the Department for Education national target.
	Population of 4 year olds	183	
	Percentage taking up a free 4 year old place	100%	The take up of the 4 year old free places in this ward is above the Department for Education national target.
	Number of Ofsted Registered* childcare places available	343	This ward has sufficient number of childcare places to meet the population.
 <p>CHILDCARE PLACES AVAILABLE</p>	<ul style="list-style-type: none"> 4 Nursery Class 1 Nursery Schools 3 Private Nurseries 1 Pre-Schools 	<ul style="list-style-type: none"> 0 Independent schools 9 Childminders 1 Childminders offering free entitlement 	
	Quality Outstanding, Good and Awaiting Ofsted Judgement	72%	This is an area where the quality of childcare on offer to parents is good.
	Is there a need to create more childcare places?	NO	- focus on childminders offering free entitlement and take up of 3 year olds.

*Registered places are not the amount of places occupied, children benefit from receiving places at different times of the day