

Views of childcare providers

Questionnaires were sent to childminders, PVI group settings and maintained providers. The questionnaire focused on providers' views of the childcare market in Haringey, their plans for the future and support required from the local authority.

A total of 131 responses were received. The majority (49%), were from childminders, 18% from day nurseries/primary school nurseries, 13% from pre-school/playgroups/parent & toddler groups and 20% from after school and breakfast club providers.

For the purpose of this analysis the childminder's responses have been analysed separately from the PVI and maintained provider's responses in order to capture a wider set of views about the childcare market in Haringey.

Views on the local childcare market

In the questionnaire, providers were asked to rate the local childcare market on a four-point scale (a rating of 1 equals strongly agree, a rating of 4 equals strongly disagree). Figures 99 and 100 show the average score for each aspect of the local childcare market and the distribution of respondents to each rating.

Figure 99: average rating for aspects of the childcare market by childminders.

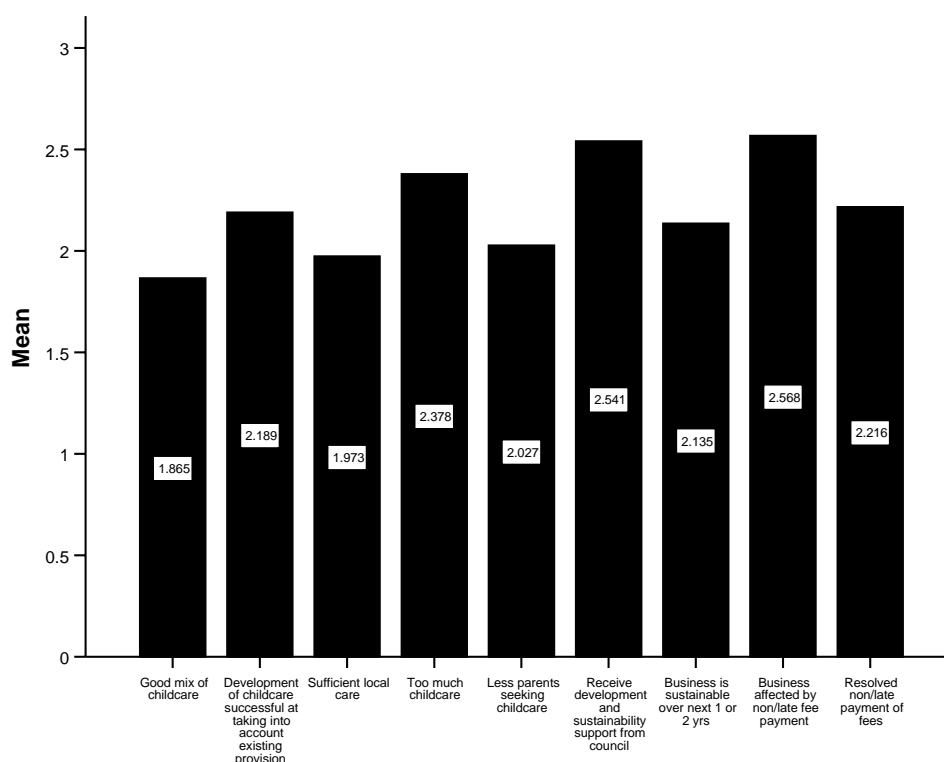
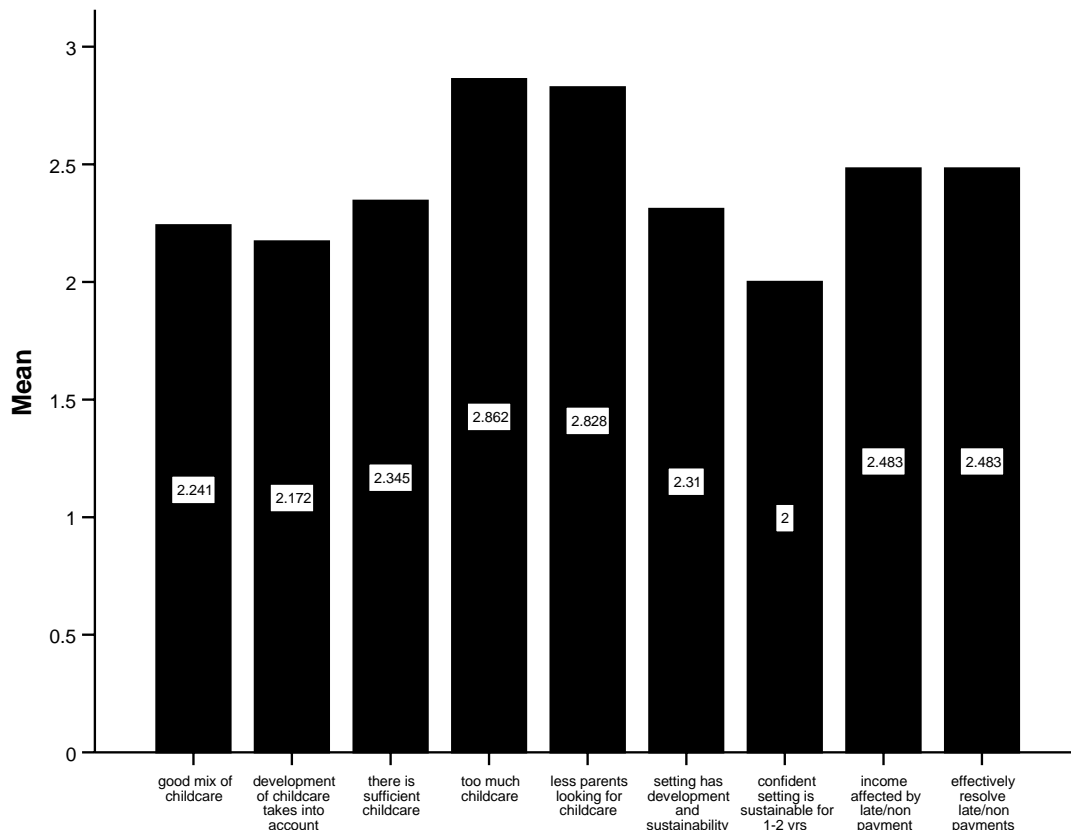


Figure 100: average rating for aspects of the childcare market by PVI group settings and maintained providers.



Figures 99 and 100 show that childminders felt that their businesses were not affected by late or non payments and they did not feel they received development and sustainability support from the council. In the maintained and PVI settings providers did not feel there was too much childcare and that there were enough parents/carers looking for childcare. However childminders felt that there was too much childcare and there were less parents looking for childcare.

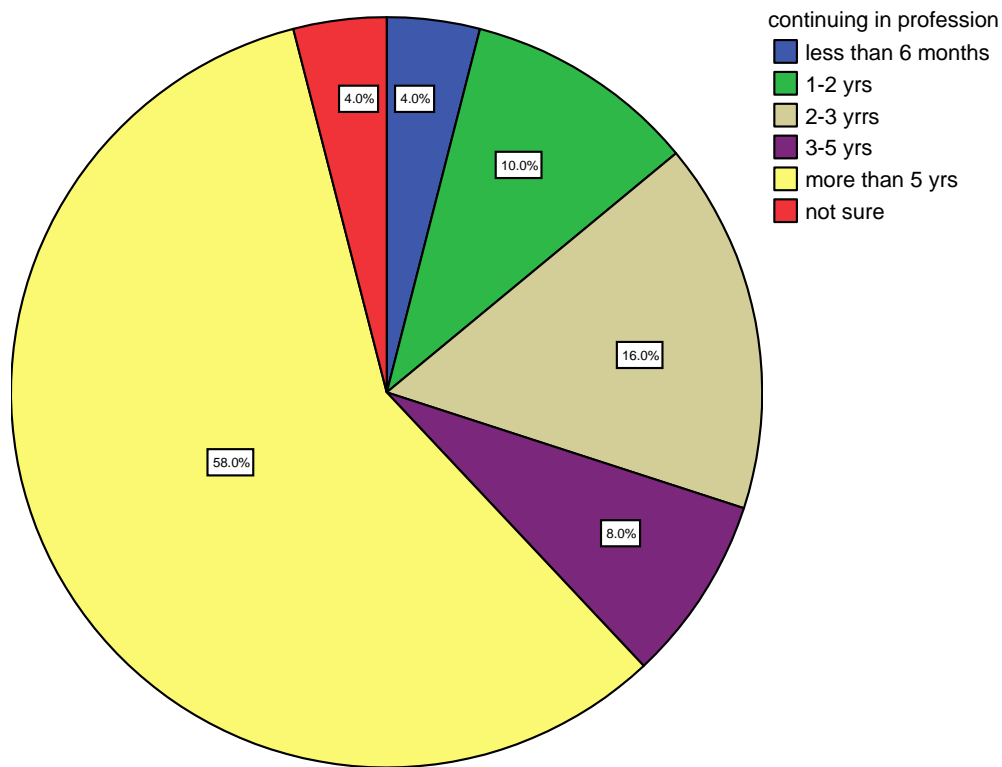
Childminders felt that there was a good mix of childcare and there was sufficient local childcare. In the maintained and PVI sectors providers felt confident that their setting was sustainable for 1-2 years and development of childcare took into account existing provision.

Providers' future plans

Figure 101 shows the percentage of childminder respondents who were planning to offer childcare in the future. The majority of childminder providers are planning to continue for over five more years. Eight percent are planning to continue for three - five years. Haringey can expect to lose about 14% of its childminder provision over the next two years.

Not provide enough data was collected for the maintained and PVI sectors to conduct the analysis.

Figure 101: percentage of childminders continuing to offer childcare in the future.



Developing of extending provision

Providers were asked whether they would be interested in developing or extending their provision. Figures 102 and 103 show that 54% childminders and 41% PVI and maintained settings were interested in expanding the number of places they offer. 47% of childminders stated that they would like to expand the age range of children they care for compared to 25% for PVI and maintained providers. Less than one third of childminders and less than one fifth of PVI group settings and maintained providers were interested in expanding their opening hours.

Figure 102: percentage of childminders interested in extending or developing their provision.

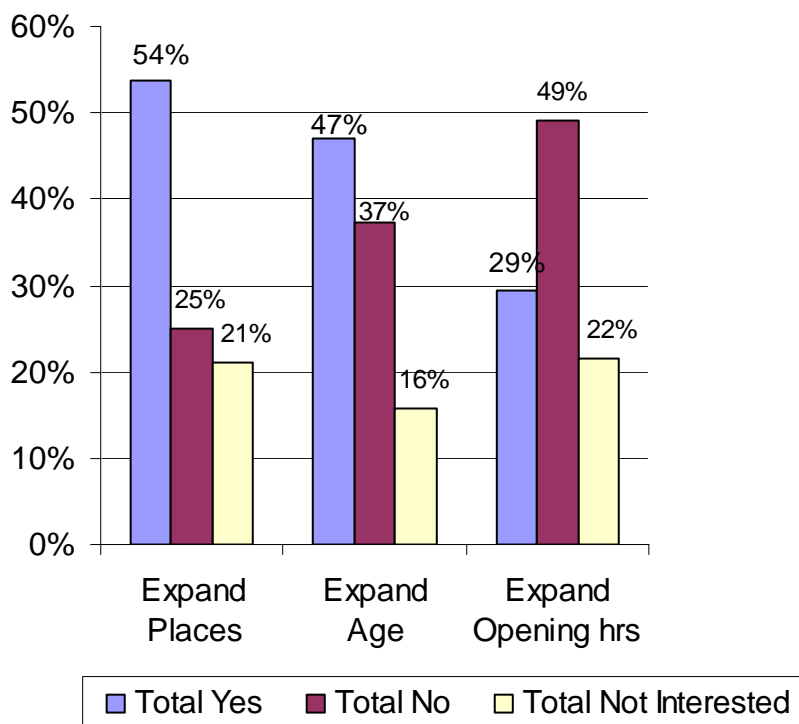
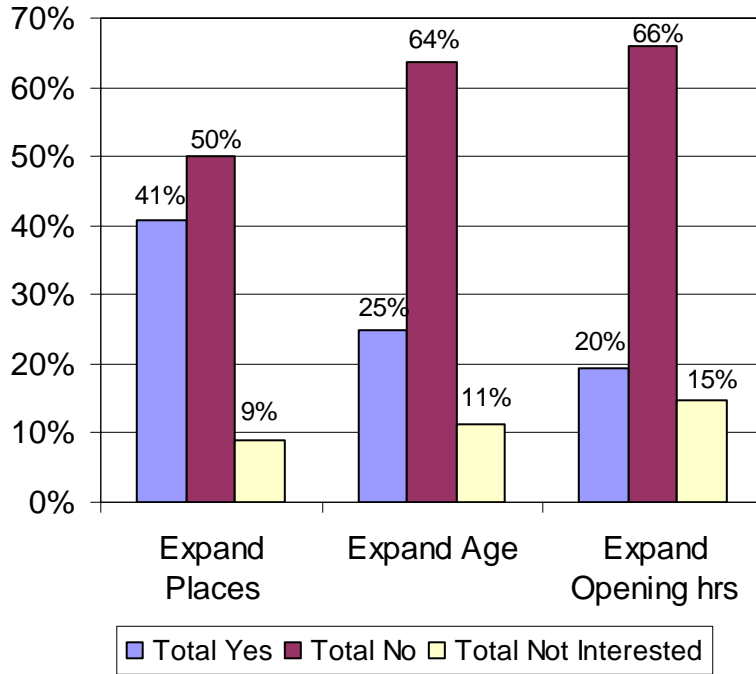


Figure 103: percentage of PVI group settings and maintained provider's interested in extending or developing their provision.



Support required by childcare providers

Figures 104 and 105 show what additional support providers would require in order to meet their plans for the future.

Figure 104: percentage of childminders who indicated they required support.

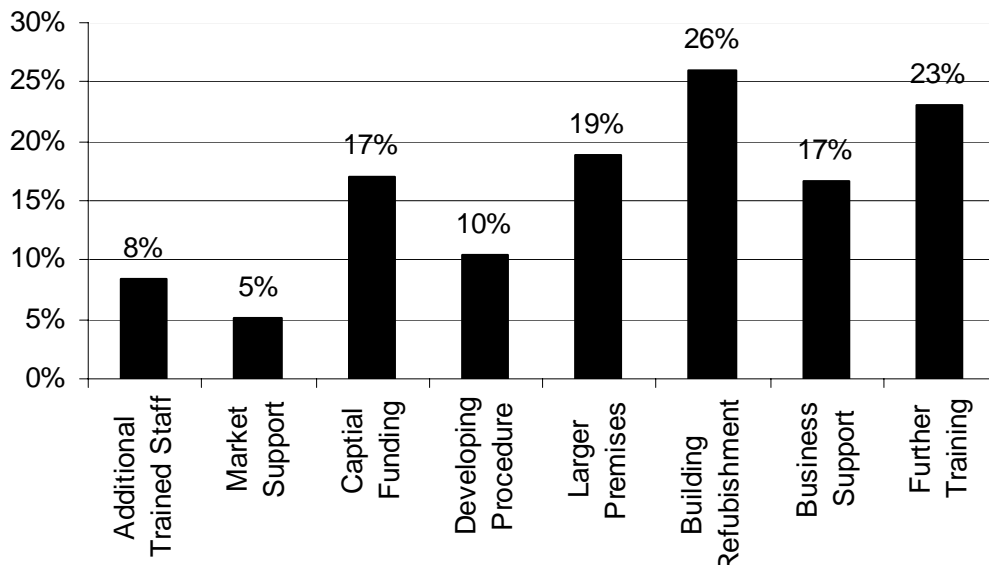
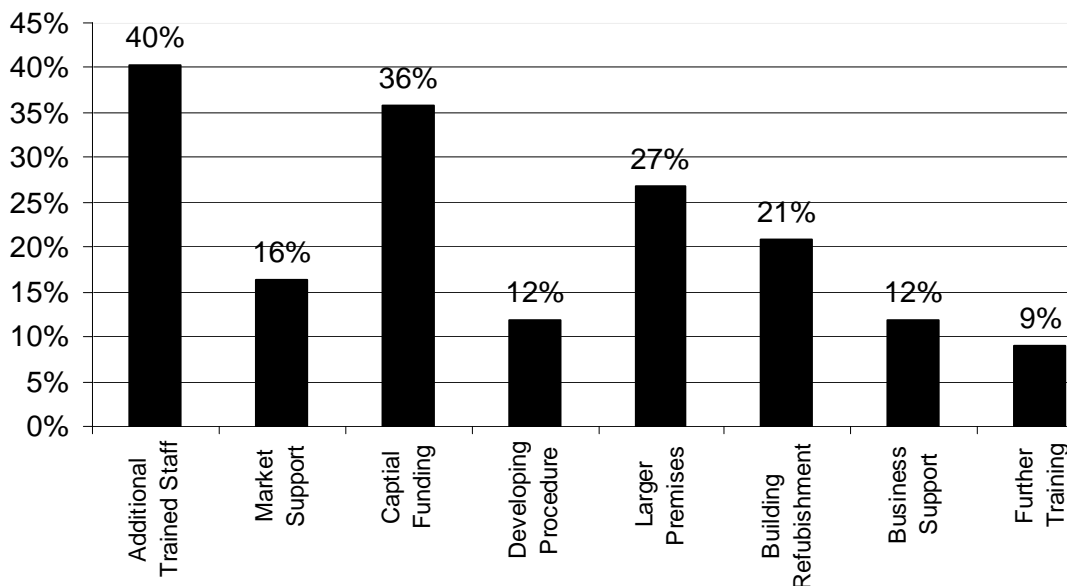


Figure 105: percentage of PVI group settings and maintained providers who indicated they required support.



26% of childminder respondents said that they wanted support with building refurbishment, with 23% stating that they wanted further training. 40% of PVI and maintained provider respondents wanted additional trained staff, 36% stating that they wanted more support with capital funding.

Challenges in the childcare market faced by childminders

Out of the 64 childminders that responded to the Childcare Sufficiency Assessment questionnaire, 28 made comments about the childcare market. The main themes were as follows:

- more support needs to be given in order to fill vacancies, mainly through advertising;
- there is too much competition;
- weekday training courses are difficult to attend;
- loss/late payments is a recurring problem.

Most childminders were happy with the provision they offered and did not wish to expand. Where some childminders had indicated that they would like to expand, limited space was often sighted as a barrier.

Three childminders were concerned about OFSTED registration numbers as there is more demand for childminders to look after babies but they are unable to do so because they are at full capacity. Also childminders who have children of their own subsequently lose childcare places and a valid income. One childminder suggests that a childcare allowance should be given to childminders who have babies for loss of income.

Challenges in the childcare market faced by PVI and maintained providers

Out of the 67 PVI and maintained providers that responded to the Childcare Sufficiency Assessment questionnaire, four school nurseries, six PVI nurseries, six breakfast clubs and seven after school clubs made further comments. The main themes were as follows:

- all the primary school respondents said that there is a need for more full-time funded places;
- most of the PVI respondents commented that there is an issue around the affordability and sustainability of the 0-3 year old nursery provision;
- breakfast club providers in primary schools are concerned about the sustainability of their provision;
- both breakfast club and after school providers feel that these provisions could be better marketed to parents.